



# Dulcimer Tabs

## Beginner

Arranged by:

Sister Margaret Mary, SJW

# Dulcimer Fret Boards

Bass D

Middle	A													
Melody	D													
Frets	0	1	2	3	4	5	6	7	8	9	10	11	12	13

Bass D

Middle	A														
Melody	D														
Frets	0	1	2	3	4	5	6	6+	7	8	9	10	11	12	13

Bass	D	E	F#	G	A	B	C	C#	D	E	F#	G	A	B	C
Middle	A	B	C#	D	E	F#	G	G#	A	B	C#	D	E	F#	G
Melody	D	E	F#	G	A	B	C	C#	D	E	F#	G	A	B	C
Frets	0	1	2	3	4	5	6	6+	7	8	9	10	11	12	13

## 1. Are You Sleeping?

Are you sleeping, are you sleeping?

0 0

Brother John, Brother John

0 0

Morning bells are ringing, morning bells are ringing

0 0

Ding, Ding, Dong. Ding, Ding, Dong.

0 0

## 2. Mary Had a Little Lamb

Mary had a little lamb

0 0

Little lamb, little lamb

1 0

Mary had a little lamb

0 0

It's fleece was white as snow.

1 0

## 3. Love Somebody

Love somebody, yes I do

0 1

Love somebody, yes I do

0 1

Love somebody, yes I do

0 1

Love somebody and I won't tell who.

0 0

## 4. Train Is A Comin'

Train is a comin' oh, yes!

0 0

Train is a comin' oh, Yes!

0 0

Train is a comin', Train is a comin',

0 0

Train is a comin' oh, Yes!

0 0

## 5. Paw Paw Patch

Where Oh where is dear little Sally?

0

Where Oh where is dear little Sally?

1

Where Oh where is dear little Sally?

0

Way down yonder in the paw paw patch.

1 0

Come on boys let's go find her.

0

Come on boys let's go find her.

1

Come on boys let's go find her.

0

Way down yonder in the paw paw patch.

1 0

Pickin' up paw paws put 'em in you pocket.

0

Pickin' up paw paws put 'em in you pocket.

1

Pickin' up paw paws put 'em in you pocket.

0

Way down yonder in the paw paw patch.

1 0

## 6. Go Tell Aunt Rhody

Go tell Aunt Rhody.

0 0

Go tell Aunt Rhody.

1 0

Go tell Aunt Rhody, the old grey goose is dead.

0 1 0

## 7. If You're Happy and You Know It

If you're happy and you know it, clap your hands.

0 1 1

If you're happy and you know it, clap your hands.

1 0 0

If you're happy and you know it, then your face should surely show it.

3 2

If you're happy and you know it, clap your hands.

1 0 0

## 8. Polly Put the Kettle On

Polly put the kettle on, Polly put the kettle on

2 1

Polly put the kettle on, we'll all have tea

2 1 0

Sukey take it off again, Sukey take it off again

2 1

Sukey take it off again, they've all gone away.

2 1 0

## 9. London Bridge #1

London bridge is falling down,

0 0

Falling down, falling down,

1 0

London bridge is falling down,

0 0

My fair lady.

1 0

## 10. London Bridge #2

London bridge is falling down,

4 2

Falling down, falling down,

1 2

London bridge is falling down,

4 2

My fair lady.

1 0

## 11. Hokey Pokey

You put your \_\_\_\_\_ in,  
0

You put your \_\_\_\_\_ out  
0

You put your \_\_\_\_\_ in  
0

And you shake it all about.  
1

You do the Hokey Pokey  
1

And you turn yourself around  
1

That's what it's all about.  
1 0

## 12. Do Your Ears Hang Low?

Do your ears hang low?  
0

Do they wobble to and fro?  
0

Can you tie 'em in a knot?  
0

Can you tie 'em in a bow?  
1

Can you throw 'em o'er your shoulder  
0

Like a Continental Soldier?  
0

Do your ears hang low?  
2 1 0

### 13. Baa, Baa, Black Sheep

Baa, baa, black sheep, have you any wool?

0            0            3            2

“Yes sir, yes sir, three bags full

3            2            1            0

One for my master and one for my dame

4            3            2            1

And one for the little boy who lives down the lane”

4            3            2            1

Baa, baa, black sheep, have you any wool?

0            0            3            2

“Yes sir, yes sir, three bags full.”

3            2            1            0

### 14. This Little Light of Mine

This Little Light of mine. I'm gonna let it shine.

2            2            2            2

This Little Light of mine. I'm gonna let it shine.

3            3            3            0

This Little Light of mine. I'm gonna let it shine.

2            2            2            2

Let it shine, let it shine, let it shine.

2            1            0

## 15. The Crawdad Song

1. You get a line and I'll get a pole, Honey

0 0 0 0 0

You get a line and I'll get a pole, Babe

0 1 1 1 1

You get a line and I'll get a pole,

2 2

We'll go fishin' in the crawdad hole,

3 3

Honey, Baby, Mine.

0 1 0

2. Here comes a man with a pack on his back, Honey

0 0 0 0 0

Here comes a man with a pack on his back, Babe

0 1 1 1 1

Here comes a man with a pack on his back,

2 2

Totin' the crawdads in his pack,

3 3

Honey, Baby, Mine.

0 1 0

3. Whatcha gonna do when the stream runs dry, Honey

0 0 0 0 0

Whatcha gonna do when the stream runs dry, Babe

0 1 1 1 1

Whatcha gonna do when the streams runs dry,

2 2

Sit on the bank, watch the crawdads die,

3 3

Honey. Baby, Mine.

0 1 0



# Mary Had A Little Lamb

2 3 4

The first system of music contains measures 2, 3, and 4. It features a treble clef, a key signature of two sharps (F# and C#), and a 4/4 time signature. The melody consists of quarter notes in measures 2 and 3, and quarter notes followed by a half note in measure 4. The guitar accompaniment is shown on a six-string guitar with a DADGAD tuning. The fret numbers for each string are: D (2, 1, 0, 1), A (2, 2, 2), and D (1, 1, 1) for measure 2; D (2, 2, 2), A (2, 2, 2), and D (1, 1, 1) for measure 3; and D (2, 4, 4), A (2, 4, 4), and D (2, 4, 4) for measure 4. An upward-pointing arrow is located below the first fret of the D string in measure 2.

5 6 7 8

The second system of music contains measures 5, 6, 7, and 8. It continues the melody and accompaniment from the first system. The fret numbers for each string are: D (2, 1, 0, 1), A (2, 2, 2), and D (1, 1, 1) for measure 5; D (2, 2, 2), A (2, 2, 2), and D (1, 1, 1) for measure 6; D (1, 1, 2), A (1, 1, 2), and D (1, 1, 2) for measure 7; and D (0), A (0), and D (0) for measure 8. The system concludes with a double bar line.

# Twinkle, Twinkle Little Star

2 3 4

D  
A  
D

4/4

0 0 4 4 | 5 5 4 | 3 3 2 2 | 1 1 0

Detailed description: This block contains the first four measures of the piece. The top staff is a treble clef with a key signature of two sharps (F# and C#) and a 4/4 time signature. The notes are: Measure 1: D4, D4, E4, E4; Measure 2: F#4, F#4, G4 (half note); Measure 3: A4, A4, G4, G4; Measure 4: F#4, F#4, E4, D4. The bottom staff is a guitar fretboard with strings D, A, and D. Fingerings are indicated by numbers 0-4. Measure 1: 0 0 4 4; Measure 2: 5 5 4; Measure 3: 3 3 2 2; Measure 4: 1 1 0.

5 6 7 8

4 4 3 3 | 2 2 1 | 4 4 3 3 | 2 2 1

Detailed description: This block contains measures 5 through 8. The top staff continues the melody: Measure 5: E4, E4, D4, D4; Measure 6: C#4, C#4, B3 (half note); Measure 7: A4, A4, G4, G4; Measure 8: F#4, F#4, E4, D4. The bottom staff shows guitar fretboard fingerings: Measure 5: 4 4 3 3; Measure 6: 2 2 1; Measure 7: 4 4 3 3; Measure 8: 2 2 1.

9 10 11 12

0 0 4 4 | 5 5 4 | 3 3 2 2 | 1 1 0

Detailed description: This block contains the final four measures of the piece. The top staff continues the melody: Measure 9: D4, D4, E4, E4; Measure 10: F#4, F#4, G4 (half note); Measure 11: A4, A4, G4, G4; Measure 12: F#4, F#4, E4, D4. The bottom staff shows guitar fretboard fingerings: Measure 9: 0 0 4 4; Measure 10: 5 5 4; Measure 11: 3 3 2 2; Measure 12: 1 1 0. The piece ends with a double bar line.

# Boil Them Cabbage Down (Melody)

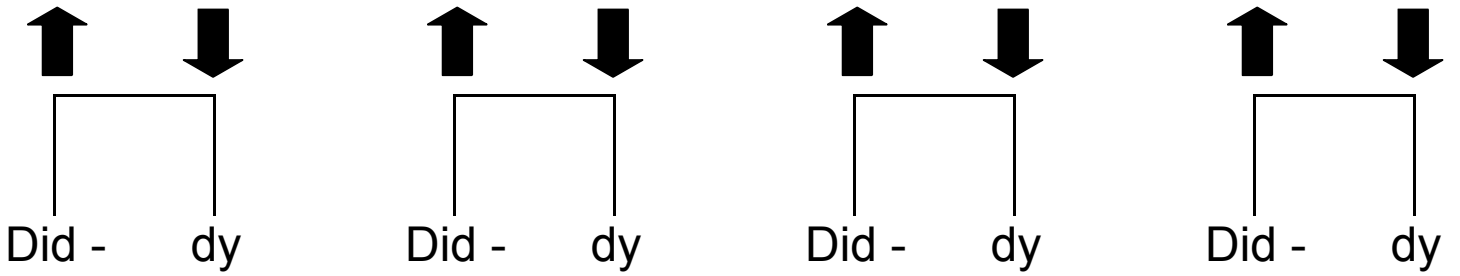
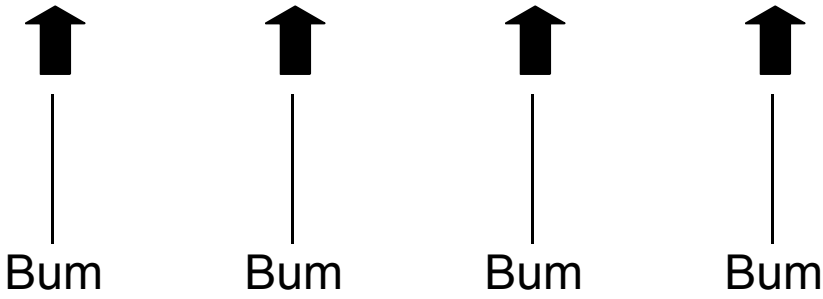
D G D A

The first system of music is written in treble clef with a key signature of two sharps (F# and C#) and a 4/4 time signature. The melody consists of quarter notes in the first two measures, followed by half notes in the third measure, and a whole note in the fourth measure. The notes are D4, E4, F#4, G4, A4, B4, C#5, and D5. Below the staff is a guitar chord diagram for the D major chord, showing the fret numbers for each string: D4 (0), A4 (2), and D5 (2).

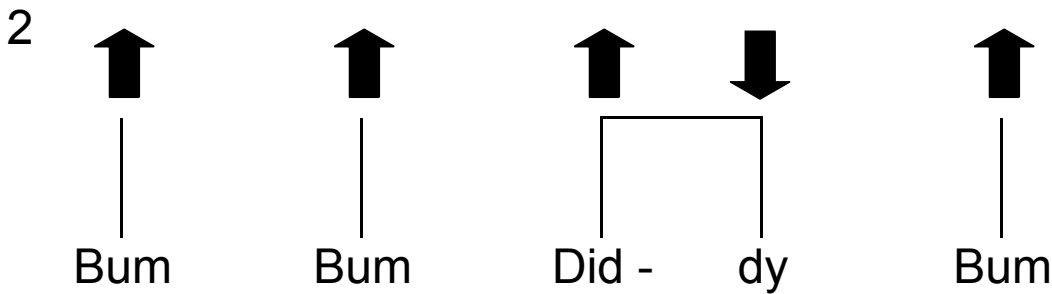
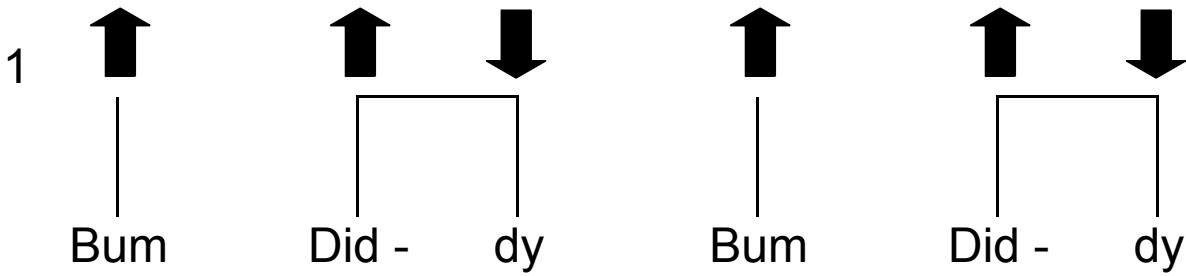
D G D A D

The second system of music continues the melody from the first system. It is written in treble clef with a key signature of two sharps and a 4/4 time signature. The melody consists of quarter notes in the first two measures, followed by half notes in the third measure, and a whole note in the fourth measure. The notes are D4, E4, F#4, G4, A4, B4, C#5, and D5. Below the staff is a guitar chord diagram for the D major chord, showing the fret numbers for each string: D4 (0), A4 (2), and D5 (2).

# SIMPLE STRUMMING PATTERNS



## TRY THIS...



# Hot Cross Buns

Chords: D A D D A D

The first system of musical notation for 'Hot Cross Buns' consists of two staves. The top staff is in treble clef with a key signature of two sharps (F# and C#) and a 4/4 time signature. It contains six measures of music: D (quarter), A (quarter), D (half), D (quarter), A (quarter), and D (half). The bottom staff is a guitar fretboard diagram with two lines. It shows the following fret numbers: 2, 1, 0, 2, 1, 0. Above the fret numbers are vertical lines indicating string positions. Below the fret numbers are arrows: an upward arrow under the first '2', and upward arrows under the '2's in the second measure.

Chords: D A D A D

The second system of musical notation for 'Hot Cross Buns' consists of two staves. The top staff is in treble clef with a key signature of two sharps and a 4/4 time signature. It contains six measures of music: D (quarter), A (quarter), D (quarter), A (quarter), D (quarter), and D (half). The bottom staff is a guitar fretboard diagram with two lines. It shows the following fret numbers: 0, 0, 0, 0, 1, 1, 1, 1, 2, 1, 0. Above the fret numbers are vertical lines indicating string positions. Below the fret numbers are arrows: double-headed vertical arrows under the first four '0's, and an upward arrow under the '2'.

# Hot Cross Buns

Chords: D A D D A D

The third system of musical notation for 'Hot Cross Buns' consists of two staves. The top staff is in treble clef with a key signature of two sharps and a 4/4 time signature. It contains six measures of music: D (quarter), A (quarter), D (half), D (quarter), A (quarter), and D (half). The bottom staff is a guitar fretboard diagram with two lines. It shows the following fret numbers: 0, 0, 0, 0, 0, 0, 0, 0, 2, 1, 0. Above the fret numbers are vertical lines indicating string positions. Below the fret numbers are arrows: an upward arrow under the first '0', and upward arrows under the '2's in the second measure.

Chords: D A D A D

The fourth system of musical notation for 'Hot Cross Buns' consists of two staves. The top staff is in treble clef with a key signature of two sharps and a 4/4 time signature. It contains six measures of music: D (quarter), A (quarter), D (quarter), A (quarter), D (quarter), and D (half). The bottom staff is a guitar fretboard diagram with two lines. It shows the following fret numbers: 0, 0, 0, 0, 0, 0, 1, 1, 1, 1, 2, 1, 0. Above the fret numbers are vertical lines indicating string positions. Below the fret numbers are arrows: double-headed vertical arrows under the first four '0's, and an upward arrow under the '2'.

# Jingle Bells

2

3

4

Musical notation for measures 1-4. The treble clef staff shows a melody in G major (one sharp) and 4/4 time. The bass clef staff shows a guitar accompaniment with fret numbers (0-4) and picking patterns (2, 4, 0, 1, 2).

5

6

7

8

Musical notation for measures 5-8. The treble clef staff continues the melody. The bass clef staff shows the guitar accompaniment with fret numbers and picking patterns.

9

10

11

12

Musical notation for measures 9-12. The treble clef staff continues the melody. The bass clef staff shows the guitar accompaniment with fret numbers and picking patterns.

13

14

15

16

Musical notation for measures 13-16. The treble clef staff continues the melody. The bass clef staff shows the guitar accompaniment with fret numbers and picking patterns, ending with a double bar line.

# Old Joe Clark

1 2 3 4

Musical notation for measures 1-4. The key signature is two sharps (F# and C#) and the time signature is 4/4. The melody is written on a treble clef staff. The guitar accompaniment is shown on a six-string guitar staff with fret numbers indicated by numbers 0-6. Measure 1: F#4, G4, A4, B4. Measure 2: A4, G4, F#4, E4. Measure 3: D4, E4, F#4, G4. Measure 4: G4, A4, B4, C#5.

5 6 7 8

Musical notation for measures 5-8. The melody continues on the treble clef staff. Measure 5: D4, E4, F#4, G4. Measure 6: A4, G4, F#4, E4. Measure 7: D4, E4, F#4, G4. Measure 8: A4, G4, F#4, E4.

9 10 11 12

Musical notation for measures 9-12. The melody continues on the treble clef staff. Measure 9: D4, E4, F#4, G4. Measure 10: A4, G4, F#4, E4. Measure 11: D4, E4, F#4, G4. Measure 12: A4, G4, F#4, E4.

13 14 15 16

Musical notation for measures 13-16. The melody continues on the treble clef staff. Measure 13: D4, E4, F#4, G4. Measure 14: A4, G4, F#4, E4. Measure 15: D4, E4, F#4, G4. Measure 16: A4, G4, F#4, E4.





# Boil Them Cabbage Down (Melody Bum Diddy)

D G D A

D A D